

A wooden wall with various fixtures: a round mirror, a light fixture, a faucet, and a showerhead.

# PLANK WOOD

SASSO



Stain 20x120 - 7<sup>7</sup>/<sub>8</sub>"x47<sup>1</sup>/<sub>4</sub>" Naturale R10 Rect.  
Stain 20x120 - 7<sup>7</sup>/<sub>8</sub>"x47<sup>1</sup>/<sub>4</sub>" Tecnica R11 Rect.  
Stain 24x278 - 9<sup>7</sup>/<sub>16</sub>"x109<sup>7</sup>/<sub>16</sub>" Naturale R10 Rect.  
Elements Stain 21,3x278 - 8<sup>3</sup>/<sub>8</sub>"x109<sup>7</sup>/<sub>16</sub>" Naturale R10








A close-up view of a light-colored wood surface, showing a subtle grain pattern and a few small, dark knots. The wood has a warm, pale beige tone.

LIGHT

A close-up view of a natural wood surface, showing a more pronounced grain pattern and several dark, prominent knots. The wood has a medium brown tone.

NATURAL

A close-up view of a stained wood surface, showing a dark, rich brown color with a prominent grain pattern and several dark knots. The wood has a deep, warm tone.

STAIN



# PLANK WOOD

## COLOURS AND SIZES

▼  
▲ **6,5 mm.**



24x278 - 9<sup>7/16</sup>"x109<sup>7/16</sup>"

### Naturale R10 Rect.


Light

Natural

Stain

20 patterns

▼  
▲ **9 mm.**



22,5x180 - 8<sup>7/8</sup>"x70<sup>7/8</sup>"


### Naturale R10 Rect.

Light

Natural

Stain

40 patterns



30x120 - 11<sup>13/16</sup>"x47<sup>1/4</sup>"

### Naturale R10 Rect.

Light

Natural

Stain

38 patterns



20x120 - 7<sup>7/8</sup>"x47<sup>1/4</sup>"

### Naturale R10 Rect.

Light

Natural

Stain

36 patterns

20x120 - 7<sup>7/8</sup>"x47<sup>1/4</sup>"

### Tecnica R11 Rect.

Light

Natural

Stain

36 patterns

## 20MM



40x120 - 15<sup>3/4</sup>"x47<sup>1/4</sup>"

### Naturale R11 Rect.

Natural

27 patterns



In the technical version, the surface has outstanding anti-slip properties, making it perfect for public and private outdoor areas.

Laying with a 2 mm-joint is recommended.

Check the colour matching between different sizes.

Elements Natural 20,8x278 - 8<sup>3/16</sup>"x109<sup>7/16</sup>" Naturale R10  
Natural 24x278 - 9<sup>7/16</sup>"x109<sup>7/16</sup>" Naturale R10 Rect.

∞








# PLANK WOOD

## Elements | Elements Pareti Curve

### Elements

Allowed Curvature

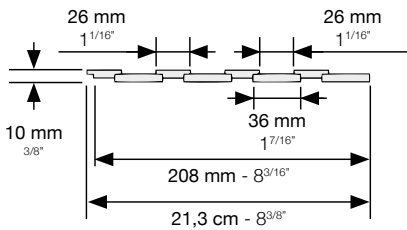
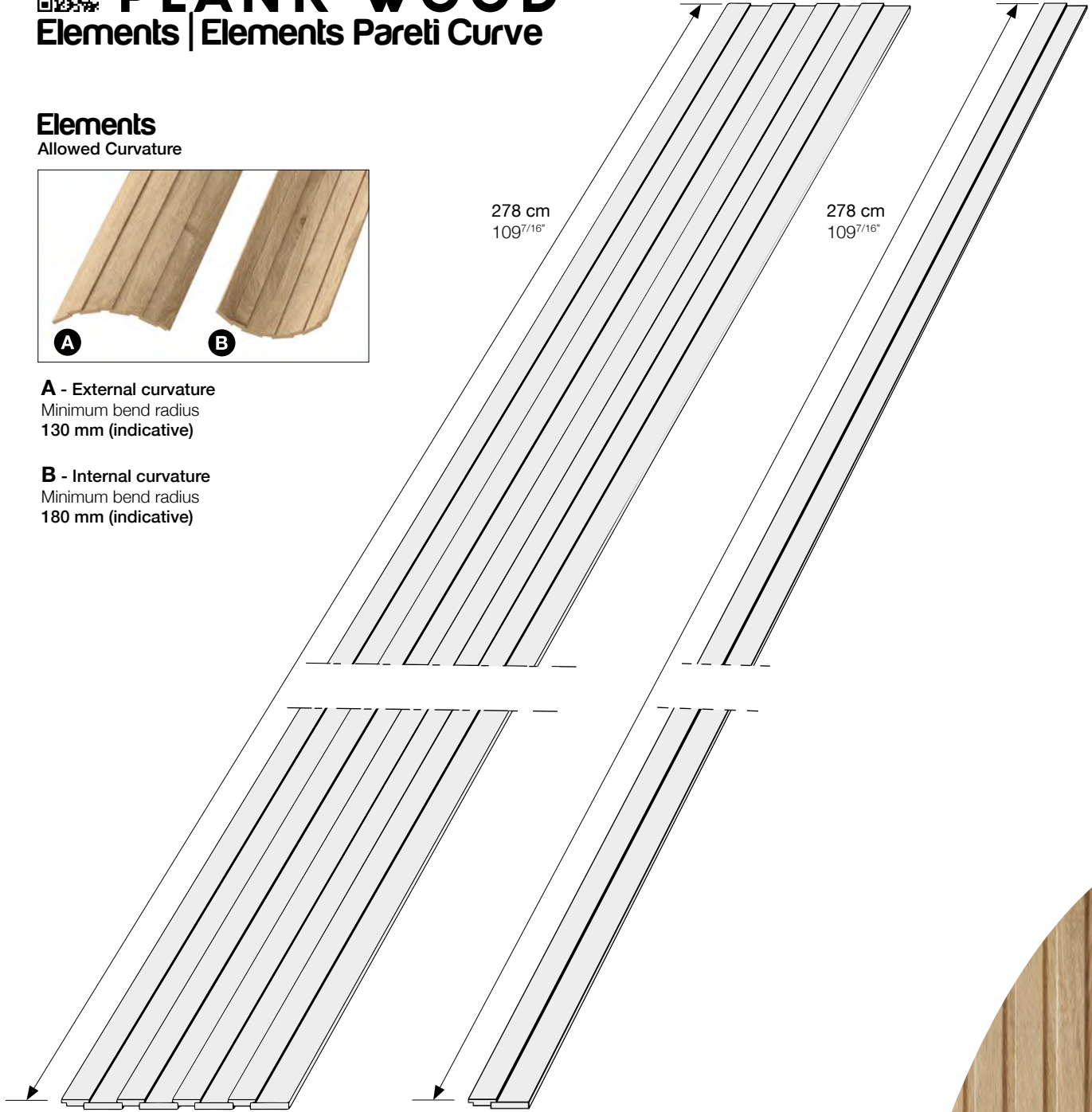


**A - External curvature**  
Minimum bend radius  
130 mm (indicative)

**B - Internal curvature**  
Minimum bend radius  
180 mm (indicative)

278 cm  
109<sup>7/16</sup>"

278 cm  
109<sup>7/16</sup>"



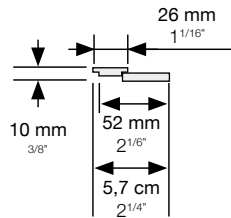
21,3x278 - 8<sup>3/8</sup>"x109<sup>7/16</sup>"

#### Elements Naturele

Light  
Natural  
Stain

On request, minimum order 5.92 Sqm (10 Pieces).

Pre-glued module



5,7x278 - 2<sup>1/4</sup>"x109<sup>7/16</sup>"

#### Elements Pareti Curve Naturele

Light  
Natural  
Stain







On request, minimum order 6,34 Sqm (40 Pieces).





# PLANK WOOD


## TRIMS

	Size	 Light	 Natural	 Stain
 Skirting	<b>Nat. Rect.</b> 4,6x120 - 1 <sup>13/16</sup> "x47 <sup>1/4</sup> " Pcs. Box 6 - LM x Box 7,20	•	•	•
 Step	<b>Nat. Rect.</b> 33x120x3,2x3,2 12 <sup>15/16</sup> "x47 <sup>1/4</sup> "x1 <sup>1/4</sup> "x1 <sup>1/4</sup> " Pcs. Box 2 - LM x Box 2,40	•	•	•
 Corner Tile Right   Left	<b>Nat. Rect.</b> 33x120x3,2x3,2 12 <sup>15/16</sup> "x47 <sup>1/4</sup> "x1 <sup>1/4</sup> "x1 <sup>1/4</sup> " Pcs. Box 1 - LM x Box 1,20	Right	Right	Right
		Left	Left	Left

20mm trims available on request.

## PACKING AND WEIGHT

Size cm	Thickness mm	Pieces x Sqm	Pieces x Box	Sqm x Box	Weight x Box Kg	Boxes x Pal.	Sqm x Pal.	Weight x Pal. Kg
24x278 Naturale R10	6,5	1,50	1	0,667	10,01			
21,3x278 Elements Naturale R10	10	1,69	1	0,592	10,00		see below	
5,7x278 Elements Pareti Curve Naturale R10	10	6,31	1	0,158	2,50			
22,5x180 Naturale R10	9	2,47	4	1,620	34,02	36	58,32	1225
30x120 Naturale R10	9	2,78	3	1,080	22,68	48	51,84	1089
20x120 Naturale R10 - Tecnica R11	9	4,17	5	1,200	25,20	48	57,60	1210
40x120 20MM Naturale R11	20	2,08	1	0,480	22,08	48	23,04	1060

Item	Size cm	No. of Slabs	Sqm per Pack	Weight of Packaging Kg	Weight of Packaging + Slabs Kg
<b>24x278</b> Crate	35x292x27h	10	6,67	43	143,10
	92x292x33h	30	20,01	90	390,30
<b>21,3x278 Elements</b> Crate	35x292x27h	10	5,92	43	143
	 <b>5,7x278 Elements Pareti Curve</b> Crate	35x292x27h	40	6,32	43



# PLANK WOOD

Porcelain Tiles  
ISO 13006 Annex G - UNI EN 14411 Annex G - Bla UGL  
ANSI A137.1 - CLASS P1



TECHNICAL FEATURES	STANDARD	VALUE		
<b>WATER ABSORPTION</b>	UNI EN ISO 10545/3	Compliant		
	ASTM C373	Compliant		
<b>MODULUS OF RUPTURE</b>	SPESSORE	<b>6,5 mm</b>	<b>9 mm</b>	<b>20MM</b>
	UNI EN ISO 10545/4	≥ 35 N/mm <sup>2</sup>	≥ 45 N/mm <sup>2</sup>	≥ 45 N/mm <sup>2</sup>
<b>BREAKING STRENGTH</b>	UNI EN ISO 10545/4	≥ 700 N	≥ 2000 N	≥ 12000 N
	ASTM C648	≥ 175 lbs	≥ 400 lbs	≥ 2500 lbs
<b>FROST RESISTANCE</b>	UNI EN ISO 10545/12	Compliant		
	ASTM C1026	Unaffected		
<b>CHEMICAL RESISTANCE TO HIGH AND LOW ACID AND BASIC CONCENTRATIONS</b>	UNI EN ISO 10545/13	A - LA - HA		
	ASTM C-650	Unaffected		
<b>STAIN RESISTANCE</b>	UNI EN ISO 10545/14	5		
	ASTM C1378	Class A		
<b>SLIP RESISTANCE</b>		<b>NATURALE</b>	<b>TECNICA / 20MM</b>	
	DIN EN 16165 Annex B	R10	R11	
	DIN EN 16165 Annex A	-	B (A+B)	
	ANSI A326.3:2017 DCOF	WET ≥ 0,50	WET ≥ 0,65	
	B.C.R.A. D.M. N. 236 14/6/89	> 0,40	> 0,40	
	AS 4586-2013 Anexo A	-	P4	
	BS 7976-2: 2002 BSEN13036-4:2011 Pendulum testers	< 36 Moderate Slip potential	> 36 Low Slip potential	
	UNE 41901:2017 EX DB SUA (actual)	-	3	



PRODUCT CERTIFIED FOR LOW CHEMICAL EMISSIONS: ULCOM/GG UL 2818



放射性水平A类



25% 20MM  
15% 9,5 mm  
0% 6,5 mm  
average values



Colours and optical features of the materials illustrated in this catalogue are to be regarded as mere indications. Product sizes indicated are nominal and like weights and colours undergo the typical variations of the ceramic process. The manufacturer reserves the right to change the technical and optical features of the materials illustrated at any time and without notice. These features are not legally binding.

## SURFACE STATEMENTS

www.surfacestatements.com

# PLANK WOOD

SASSO